

Scaled data based on original data using  
LM-79-08 Approved Method: Electrical and Photometric Measurements of Solid-  
State Lighting Products

Test Report Prepared for  
Cooper Lighting Solutions  
(formerly Eaton)

Brand: McGRAW-EDISON

Report Number: P594429

Luminaire Tested: **ISC-PA1F-830-U-T3-HSS**

Issue Date: 3/22/2022

**Test Information**

Test Method: LM-79-08  
Report Number: P594429  
TEST IS SCALED FROM IESNA LM-79-08 TEST DATA (G1-2201-510-11)  
Test Lab: INNOVATION CENTER  
Issue Date: 3/22/2022  
Manufacturer: COOPER LIGHTING SOLUTIONS (FORMERLY EATON)  
Product Line: McGRAW-EDISON  
Catalog Number: ISC-PA1F-830-U-T3-HSS  
Description: IMPACT ELITE LED CYLINDER LUMINAIRE  
(1) 80 CRI, 3000K, 1200mA LIGHT ENGINE WITH 24 LEDS AND TYPE III OPTICS  
WITH HOUSE SIDE SHIELD  
Light Source: -  
Ballast/Driver: ELECTRONIC DRIVER

**Summary**

Lumens per Lamp: N/A  
Luminaire Lumens: 6907 lumens  
Efficiency: N/A  
Efficacy: 73.2 lumens/watt  
Luminous Opening: Rectangular (W 0.75' x L: 0.5' x H: 0')  
IES Classification: Type III - Medium  
BUG Rating: B1 - U0 - G2

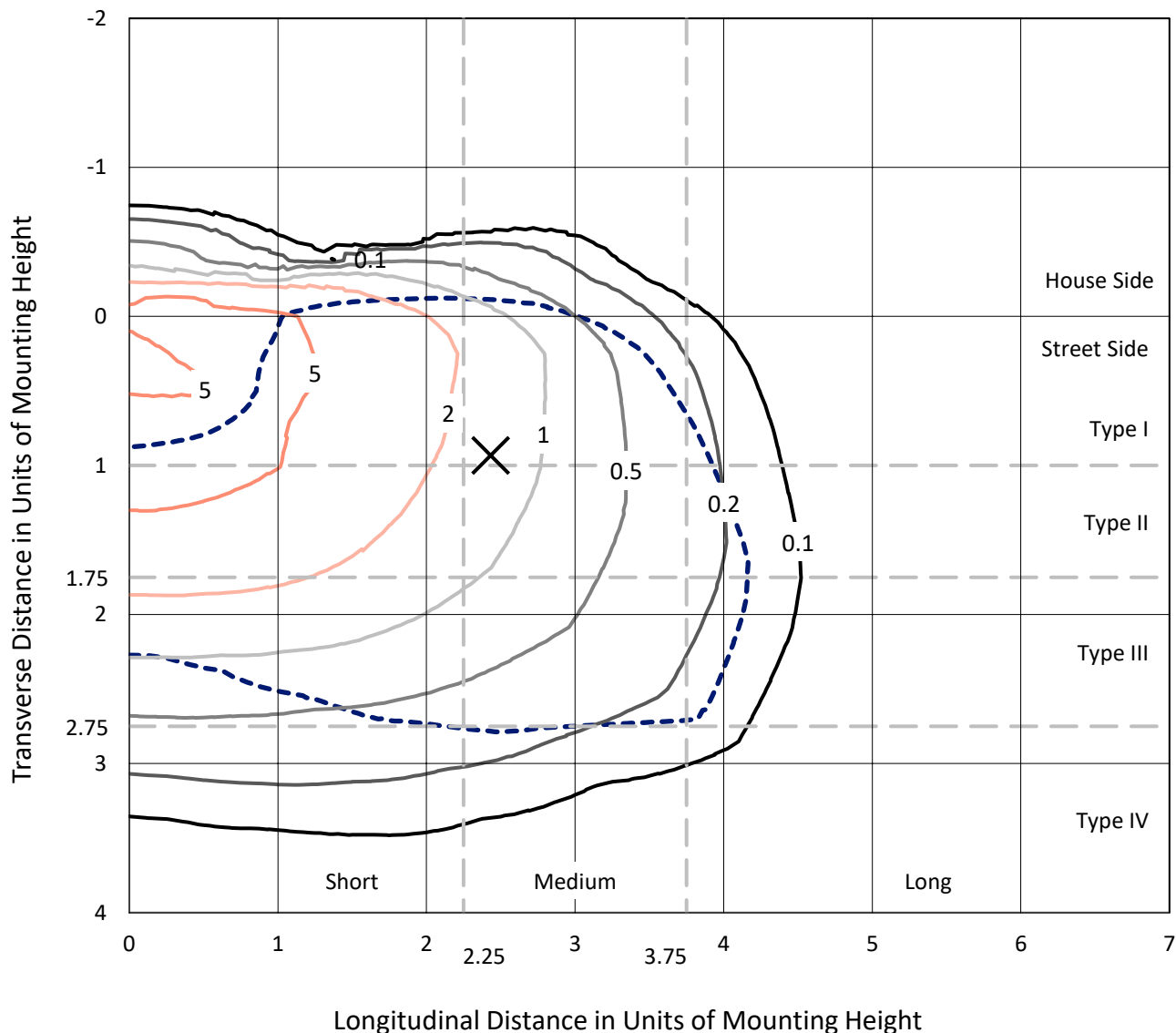
Input Watts (W): 94.4  
Input Voltage (V): NR  
Input Current (Ain): NR  
Voltage Rise (V): NR  
Power Factor: NR  
Total Harmonic Distortion (THDi): NR  
Frequency (hertz): 60  
Stabilization Time: NR  
Operation Time: NR  
Ambient Temperature (°C): NR  
Test Distance: 28.75 FT



REPORT NUMBER: P594429  
 CATALOG NUMBER: ISC-PA1F-830-U-T3-HSS

### Iso-Footcandle Lines of Horizontal Illumination

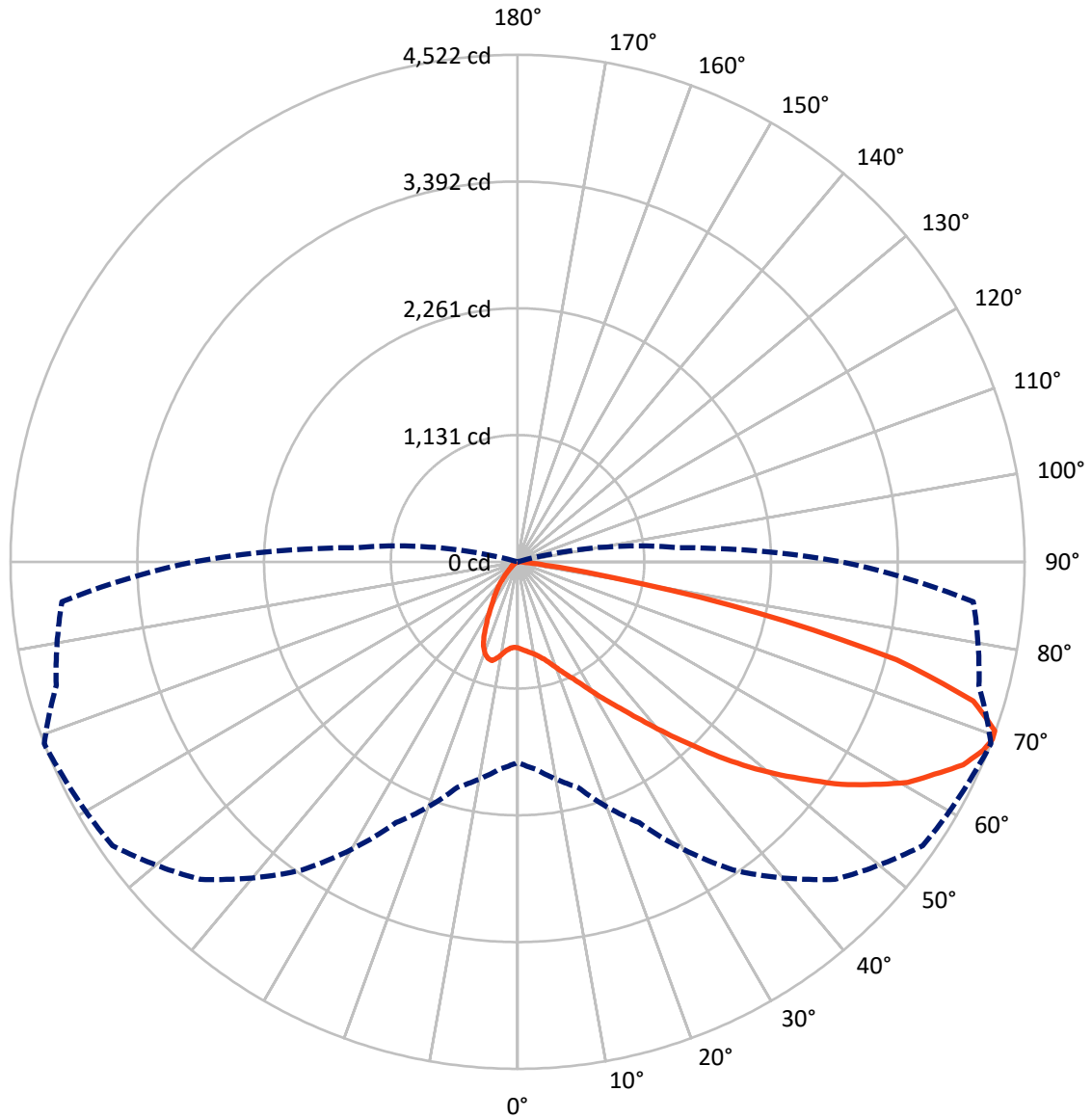
× Max cd  
 - - - 1/2 Max cd



Based on 12 foot mounting height. Maximum calculated value = 6.7 fc  
 Type III - Medium - N/A

REPORT NUMBER: P594429  
CATALOG NUMBER: ISC-PA1F-830-U-T3-HSS

### Luminous Intensity Polar Plot



— Vertical Plane Through 69-Deg Lateral    - - - Horizontal Cone Through 69-Deg Vertical

REPORT NUMBER: P594429  
 CATALOG NUMBER: ISC-PA1F-830-U-T3-HSS

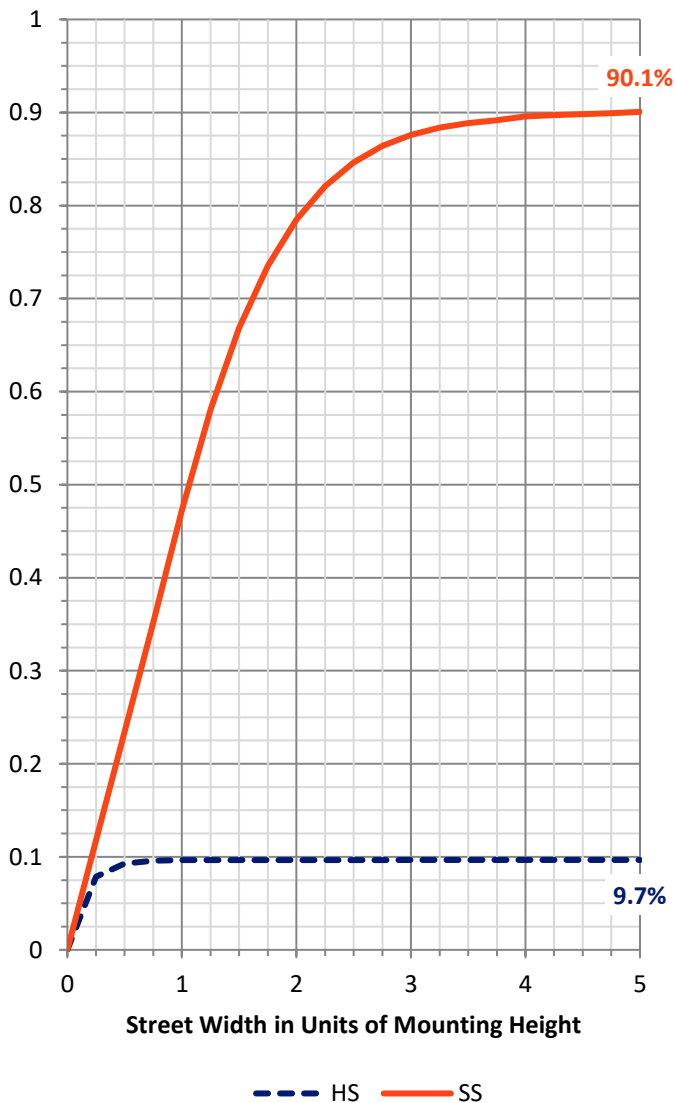
**FLUX DISTRIBUTION:**

		Downward	Upward	Total
<b>House Side</b>	Lumens	673.0	0.0	673.0
	% Fixture	9.7	0.0	9.7
<b>Street Side</b>	Lumens	6234.0	0.0	6234.0
	% Fixture	90.3	0.0	90.3
<b>Total</b>	Lumens	6907.0	0.0	6907.0
	% Fixture	100.0	0.0	100.0

**ZONAL LUMENS:**

Zone	Lumens	% Fixture
0°-10°	73.3	1.1
10°-20°	193.8	2.8
20°-30°	322.7	4.7
30°-40°	581.0	8.4
40°-50°	1053.5	15.3
50°-60°	1646.3	23.8
60°-70°	1904.7	27.6
70°-80°	1065.2	15.4
80°-90°	66.5	1.0
90°-100°	0.0	0.0
100°-110°	0.0	0.0
110°-120°	0.0	0.0
120°-130°	0.0	0.0
130°-140°	0.0	0.0
140°-150°	0.0	0.0
150°-160°	0.0	0.0
160°-170°	0.0	0.0
170°-180°	0.0	0.0
0°-90°	6907.0	100.0
0°-180°	6907.0	100.0

**Coefficient of Utilization**

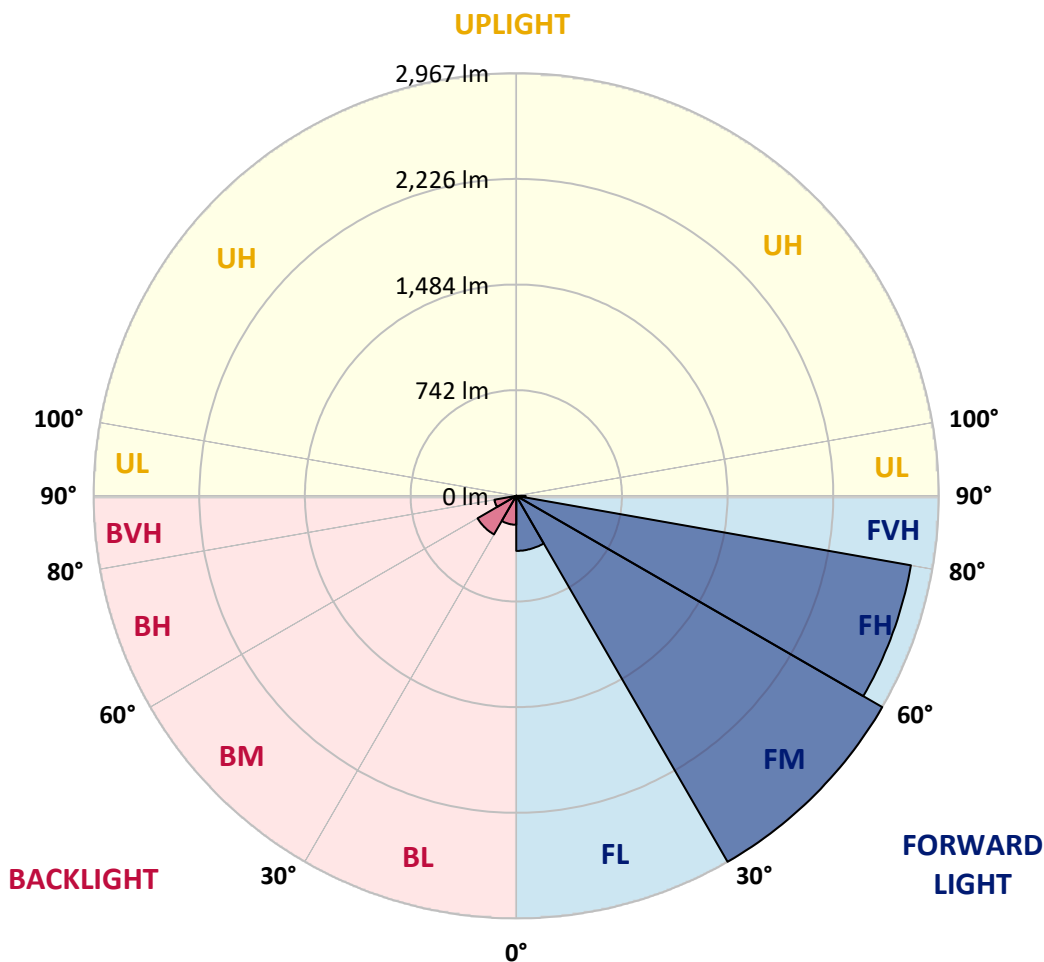


REPORT NUMBER: P594429  
 CATALOG NUMBER: ISC-PA1F-830-U-T3-HSS

**LUMINAIRE CLASSIFICATION SYSTEM LUMEN TABLE AND BUG RATING:**

Zone	Lumens	% Fixture	Zone Rating/Lumen Limit		
			B	U	G
FL (0°-30°)	386.4	5.6			
FM (30°-60°)	2967.5	43.0			
FH (60°-80°)	2814.1	40.7			G2/5000
FVH (80°-90°)	66.0	1.0			G1/100
BL (0°-30°)	203.4	2.9	B1/500		
BM (30°-60°)	313.3	4.5	B1/1000		
BH (60°-80°)	155.8	2.3	B1/500		G1/500
BVH (80°-90°)	0.5	0.0			G0/10
UL (90°-100°)	0.0	0.0		U0/0	
UH (100°-180°)	0.0	0.0		U0/0	

**BUG Rating: B1-U0-G2**  
 Type III Medium





REPORT NUMBER: P594429

CATALOG NUMBER: ISC-PA1F-830-U-T3-HSS

**CANDELA DISTRIBUTION (FULL):**

	0°	5°	15°	25°	35°	45°	55°	65°	69°	75°	85°
0°	768.3	768.3	768.3	768.3	768.3	768.3	768.3	768.3	768.3	768.3	768.3
2.5°	795.9	795.9	795.9	791.3	793.6	791.3	789.0	782.1	784.4	782.1	775.2
5°	768.3	770.6	777.5	782.1	793.6	798.2	800.5	800.5	798.2	793.6	789.0
7.5°	715.4	715.4	722.3	736.1	759.1	784.4	805.1	816.6	818.9	818.9	812.0
10°	701.6	701.6	710.8	720.0	743.0	772.9	805.1	832.7	837.3	841.9	839.6
12.5°	694.7	697.0	706.2	722.3	752.2	779.8	814.3	853.4	867.2	878.7	881.0
15°	703.9	703.9	713.1	729.2	763.7	802.8	846.5	890.2	904.0	920.1	931.6
17.5°	717.7	722.3	726.9	743.0	775.2	823.5	881.0	938.5	954.6	975.3	984.5
20°	740.7	740.7	745.3	759.1	793.6	851.1	931.6	1000.6	1014.4	1028.2	1039.7
22.5°	768.3	770.6	770.6	782.1	821.2	883.3	975.3	1060.4	1083.4	1090.3	1094.9
25°	851.1	846.5	830.4	823.5	853.4	920.1	1028.2	1131.7	1157.0	1163.9	1154.7
27.5°	1023.6	1005.2	961.5	915.5	910.9	977.6	1099.5	1221.4	1249.1	1251.4	1219.1
30°	1239.8	1242.1	1170.8	1071.9	1005.2	1039.7	1177.7	1334.2	1361.8	1350.3	1299.7
32.5°	1506.7	1495.2	1442.3	1299.7	1166.2	1136.3	1262.9	1451.5	1483.7	1465.3	1398.6
35°	1734.4	1741.3	1676.9	1550.4	1382.5	1285.9	1366.4	1582.6	1621.7	1589.5	1506.7
37.5°	1925.3	1934.5	1895.4	1791.9	1642.4	1490.6	1502.1	1736.7	1789.6	1757.4	1653.9
40°	2137.0	2143.9	2127.8	2015.0	1881.6	1734.4	1683.8	1913.8	1985.1	1941.4	1833.3
42.5°	2369.3	2394.6	2367.0	2277.3	2139.3	2012.7	1936.8	2130.1	2201.4	2173.8	2028.8
45°	2686.7	2689.0	2656.8	2567.1	2424.5	2321.0	2229.0	2360.1	2452.1	2417.6	2247.4
47.5°	2921.4	2937.5	2919.1	2856.9	2741.9	2672.9	2546.4	2613.1	2709.7	2666.0	2472.8
50°	3100.8	3144.5	3128.4	3146.8	3089.3	3059.4	2866.1	2875.3	2969.7	2932.9	2702.8
52.5°	3199.7	3254.9	3259.5	3353.8	3402.1	3475.7	3176.7	3162.9	3222.7	3190.5	2937.5
55°	3185.9	3199.7	3314.7	3487.2	3675.8	3843.8	3480.3	3422.8	3505.6	3415.9	3185.9
57.5°	3052.5	3087.0	3289.4	3503.3	3836.9	4080.7	3742.6	3678.1	3747.2	3627.5	3441.2
60°	2861.5	2912.2	3172.1	3478.0	3931.2	4223.3	3997.9	3933.5	3995.6	3850.7	3731.0
62.5°	2689.0	2712.0	2951.3	3372.2	3876.0	4216.4	4195.7	4135.9	4172.7	4020.9	3979.5
65°	2442.9	2452.1	2689.0	3181.3	3754.1	4170.4	4303.8	4326.8	4365.9	4163.5	4156.6
67.5°	2063.3	2084.1	2318.7	2847.7	3551.6	4080.7	4388.9	4434.9	4480.9	4239.4	4188.8
69°	1789.6	1856.3	2081.8	2567.1	3356.1	4004.8	4411.9	4485.5	4522.3	4260.1	4080.7
70°	1566.5	1624.0	1883.9	2350.9	3183.6	3919.7	4428.0	4478.6	4515.4	4216.4	3903.6
72.5°	786.7	860.3	1216.8	1716.0	2530.3	3530.9	4345.2	4290.0	4250.9	3878.3	3158.3
75°	303.6	315.1	522.2	977.6	1582.6	2592.4	3710.3	3606.8	3491.8	2942.1	1872.4
77.5°	167.9	165.6	227.7	432.5	674.0	1267.5	2509.6	2344.0	2185.3	1580.3	759.1
80°	71.3	75.9	98.9	207.0	354.2	439.4	1219.1	1083.4	862.6	501.5	181.7
82.5°	43.7	46.0	69.0	126.5	246.1	167.9	395.6	338.1	248.4	135.7	43.7
85°	13.8	16.1	48.3	85.1	119.6	69.0	89.7	78.2	69.0	57.5	13.8
87.5°	2.3	2.3	18.4	46.0	32.2	11.5	9.2	16.1	25.3	27.6	4.6
90°	0.0	0.0	0.0	0.0	0.0	0.0	0.0	0.0	0.0	0.0	0.0



REPORT NUMBER: P594429  
 CATALOG NUMBER: ISC-PA1F-830-U-T3-HSS

**CANDELA DISTRIBUTION (continued):**

	90°	95°	105°	115°	125°	135°	145°	155°	165°	175°	180°
0°	768.3	768.3	768.3	768.3	768.3	768.3	768.3	768.3	768.3	768.3	768.3
2.5°	772.9	768.3	763.7	761.4	761.4	756.8	754.5	752.2	752.2	749.9	749.9
5°	782.1	777.5	772.9	770.6	766.0	763.7	763.7	763.7	761.4	763.7	766.0
7.5°	805.1	798.2	795.9	793.6	793.6	786.7	775.2	745.3	715.4	706.2	697.0
10°	837.3	835.0	835.0	835.0	818.9	759.1	676.3	602.7	563.6	531.4	531.4
12.5°	883.3	883.3	881.0	874.1	791.3	646.4	517.6	407.1	342.7	305.9	310.5
15°	933.9	931.6	936.2	892.5	697.0	499.2	312.8	220.8	186.3	181.7	181.7
17.5°	986.8	991.4	986.8	844.2	572.8	308.2	186.3	167.9	163.3	163.3	163.3
20°	1042.0	1037.4	1030.5	761.4	416.4	193.2	161.0	156.4	151.8	149.5	149.5
22.5°	1097.2	1092.6	1046.6	655.6	259.9	158.7	151.8	142.6	135.7	133.4	133.4
25°	1150.1	1150.1	1016.7	519.9	177.1	149.5	138.0	128.8	121.9	115.0	115.0
27.5°	1216.8	1221.4	968.4	363.4	149.5	138.0	124.2	110.4	101.2	96.6	96.6
30°	1292.8	1299.7	890.2	236.9	135.7	121.9	108.1	92.0	78.2	73.6	71.3
32.5°	1382.5	1389.4	800.5	156.4	121.9	105.8	89.7	69.0	55.2	52.9	50.6
35°	1497.5	1481.4	692.4	124.2	105.8	89.7	69.0	48.3	39.1	36.8	36.8
37.5°	1640.1	1605.6	568.2	108.1	89.7	71.3	50.6	32.2	25.3	25.3	23.0
40°	1803.4	1706.8	439.4	96.6	75.9	55.2	32.2	20.7	16.1	16.1	16.1
42.5°	1982.8	1791.9	312.8	85.1	62.1	39.1	20.7	11.5	9.2	9.2	9.2
45°	2189.9	1870.1	213.9	73.6	52.9	27.6	11.5	4.6	4.6	4.6	4.6
47.5°	2396.9	1920.7	142.6	64.4	39.1	16.1	6.9	2.3	2.3	2.3	2.3
50°	2606.2	1959.8	110.4	55.2	27.6	9.2	2.3	0.0	0.0	0.0	0.0
52.5°	2792.5	1987.4	89.7	46.0	18.4	6.9	2.3	0.0	0.0	0.0	0.0
55°	2953.6	1989.7	78.2	36.8	13.8	4.6	0.0	0.0	0.0	0.0	0.0
57.5°	3116.9	1971.3	66.7	27.6	9.2	2.3	0.0	0.0	0.0	0.0	0.0
60°	3215.8	1923.0	52.9	20.7	6.9	2.3	0.0	0.0	0.0	0.0	0.0
62.5°	3275.6	1842.5	41.4	13.8	4.6	2.3	0.0	0.0	0.0	0.0	0.0
65°	3241.1	1741.3	29.9	9.2	4.6	2.3	0.0	0.0	0.0	0.0	0.0
67.5°	3080.1	1584.9	20.7	6.9	2.3	2.3	0.0	0.0	0.0	0.0	0.0
69°	2889.1	1442.3	18.4	4.6	2.3	2.3	0.0	0.0	0.0	0.0	0.0
70°	2721.2	1331.9	16.1	4.6	2.3	2.3	0.0	0.0	0.0	0.0	0.0
72.5°	2026.5	858.0	13.8	4.6	2.3	2.3	0.0	0.0	0.0	0.0	0.0
75°	1138.6	287.5	9.2	2.3	2.3	0.0	0.0	0.0	0.0	0.0	0.0
77.5°	427.9	73.6	4.6	2.3	0.0	0.0	0.0	0.0	0.0	0.0	0.0
80°	94.3	18.4	2.3	0.0	0.0	0.0	0.0	0.0	0.0	0.0	0.0
82.5°	20.7	4.6	0.0	0.0	0.0	0.0	0.0	0.0	0.0	0.0	0.0
85°	6.9	2.3	0.0	0.0	0.0	0.0	0.0	0.0	0.0	0.0	0.0
87.5°	2.3	0.0	0.0	0.0	0.0	0.0	0.0	0.0	0.0	0.0	0.0
90°	0.0	0.0	0.0	0.0	0.0	0.0	0.0	0.0	0.0	0.0	0.0

(END OF REPORT)